

The song “Down By the Bay” has many versions. In each version, there are some rhyming words. To listen to the song, follow this link Try to hear any rhyming words!





<https://www.youtube.com/watch?v=jAjhLexlrDc>

Practice writing your own rhymes using this worksheet. If you do not have a printer, you can write on a separate piece of paper.

Name: \_\_\_\_\_

# Write a Rhyme

Directions: Write a rhyming word on the dotted line. Draw a picture of your rhyme.

	<b>jet</b> rhymes with _____	_____	_____
	<b>top</b> rhymes with _____	_____	_____
	<b>jar</b> rhymes with _____	_____	_____
	<b>sun</b> rhymes with _____	_____	_____

Copyright © 2014 Text Music

In one version of “Down By the Bay”, the words that rhyme are “have you ever seen a **bear** sitting in a **chair**”.

Use the sheet below to write your own rhyme to  
“Down By the Bay”. Make sure your words rhyme!  
Then, try to sing your song!

**Down by the bay, where the  
watermelons grow, back to my home,  
I dare not go! For if I do, my mother  
will say...did you ever see**

**a** \_\_\_\_\_,  
\_\_\_\_\_ **a** \_\_\_\_\_  
**down by the bay!**

\*words on the red lines have to rhyme!

Draw a picture of your rhyme below:



## **SOLs:**

Kindergarten: K.3, K.8, K.11

1st Grade: 1.3, 1.9, 1.12

2nd Grade: 2.2, 2.6, 2.9