








CHOICE BOARD 3 -5

<p>Lectura Read Along</p>  <ul style="list-style-type: none"> ➤ Read the book Hay un cocodrilo debajo de mi cama. ➤ For a 2nd read along, Yo puedo leer con los ojos cerrados. 	<p>Emociones Feelings</p>  <ul style="list-style-type: none"> ➤ Watch the video. ➤ Make a mini – book about emotions. 	<p>Partes del cuerpo Parts of the Body</p>  <ul style="list-style-type: none"> ➤ Sing – Along ➤ Go outside and body outline in chalk. Label the parts
<p>Partes del cuerpo Parts of the Body</p> <ul style="list-style-type: none"> ➤ Read the monster description and draw it. <p>Mi monstruo tiene tres ojos morados. Tiene una cabeza grande como un círculo. Tiene mucho pelo azul por todo el cuerpo. También tiene una boca negra y una lengua rosada. Tiene dos brazos azules y largos, dos piernas azules y dos pies verdes.</p>	<p>PICK ONE ACTIVITY EACH DAY. YOU CAN EVEN REPEAT AN ACTIVITY YOU ALREADY DID!</p>	<p>Escuchar Listening</p>  <ul style="list-style-type: none"> ➤ Listen to a familiar nursery rhyme in Spanish . Cinco monitos saltaban en la cama. ➤ Write down or say out loud as many words as you recognize.
<p>El tiempo Weather</p>  <ul style="list-style-type: none"> ➤ Watch the video. ➤ Create a Weekly Weather Chart. Date/City/Weather/Small Picture. 	<p>Conversación Básica Basic Conversation</p>  <ul style="list-style-type: none"> ➤ Watch the video. ➤ Create a cartoon with a get to- know- you conversation. 	<p>La comida Food</p>  <ul style="list-style-type: none"> ➤ Watch the video. ➤ Make all-natural ice cream by following a recipe in Spanish.